## SINGLE SEAT TWO WAYS – ON - OFF PED 97/23/CE Art.3 Section.3



# TYPE 1300 AD Direct Action

**Opens on air failure**

# TYPE 1300 AR Reverse Action

**Closes on air failure**

# TYPE 1300 DE Double Action

**No air failure position**

## DESCRIPTION

Type 1300 "HYGIENIC" two ways pneumatic on – off valves are with two square ways with revolving connections.
They are suggested for ON - OFF service in food and pharmaceutical where very high levels of flexibility and hygienic conditions are normally required. They are fitted with plug for on – off service (quick opening) with viton soft insert for a total shut-off. Compact construction assembled with a cylinder actuator with a signal range of 5 to 6 bar.

**SIZES : from DN 15 to DN 100**

**BODY CONNECTIONS :**

- **Smooth welding caps according to DIN (Standard) A316 L**
- **Male tappared according to DIN 11851 A316L**
- **Female screwed according to DIN 11851 A316L**
- **Complete union according to DIN 11851 A316L**
- **Snap – clamp system according to DIN 405 A316L**
- **Flanged UNI 2277/78 PN 10-16 A316L**

**MATERIALS OF BODY GROUP :**

- **Stainless steel AISI 316 L – X2 Cr Ni Mo 1712 PN 10**
  Polished version or satin version

**PLUG :**

- **PT** = quick lift for on – off service with viton FPM 70 soft insert

**PACKING :** N° 2 "O" rings FPM 70 ≤ 160°C

**TECHNICAL CHARACTERISTICS OF PNEUMATIC ACTUATOR:**

- Actuator : piston
- Control signals : 5-6 bar
- Max air supply pressure : 8 bar
- Ambient temperature : -20°C…..+70°C
- Actuator material : Stainless steel 1.3401
- Cylinder upper cover : PVC
- Pneumatic connections : 1/8" NPT

**MAX WORKING CONDITIONS :**

- Max inlet pressure and temperature : 10 bar –15°C….+ 160°C
- Valve sizing : see leaflet 100/VP

**ON REQUEST :**

- Proximity limit switches
- 3-way solenoid valve

**CV = american unit (flowrate in US GPM With 1 psi of differential pressure)**

**Kv = metric unit (flowrate in m3/h with 1 bar of differential pressure)**

| Plug Full bore | | DN 15 | DN 20 | DN 25 | DN 32 | DN 40 | DN 50 | DN 65 | DN 80 | DN 100 |
|---|---|---|---|---|---|---|---|---|---|---|
| | | Ø 1/2" | Ø 3/4" | Ø 1" | Ø 1.1/4" | Ø 1.1/2" | Ø 2" | Ø 2.1/2" | Ø 3" | Ø 4" |
| PT | CV | 6 | 9 | 14 | 20 | 29 | 48 | 82 | 117 | 187 |
| | KV | 5.2 | 7.8 | 12.0 | 17.2 | 24.9 | 41.3 | 70.5 | 100.6 | 160.8 |

CONFLOW s.p.a.

COMPANY WITH QUALITY SYSTEM CERTIFIED BY DNV ISO 9001

Via Lecco, 69/71
20041 AGRATE BRIANZA (MI)
Tel. 039/651.705 - 650.397
Fax 039/654.018
www.conflow .it

## Maximum permissible pressure drops in Kg/cm2 (fluid opens)

| TYPE OF FUNCTION | | NORMALLY OPEN | NORMALLY CLOSED | DOUBLE ACTION |
|---|---|---|---|---|
| Air Pressure (bar) | | 5 - 6 | | |
| DN | CYLINDER ACTUATOR SIZE | Maximum permissible pressure drops in Kg/cm2 | | |
| 15 | 70 | 19 | 19 | 19 |
| 20 | 70 | 13 | 13 | 13 |
| 25 | 70 | 7 | 7 | 7 |
| 32 | 90 | 9 | 9 | 9 |
| 40 | 90 | 6 | 6 | 6 |
| 50 | 90 | 5.5 | 5.5 | 5.5 |
| 65 | 100 | 5.5 | 5.5 | 5.5 |
| 80 | 140 | 5 | 5 | 5 |
| 100 | 140 | 4 | 4 | 4 |

## COMPONENT LIST AND MATERIALS

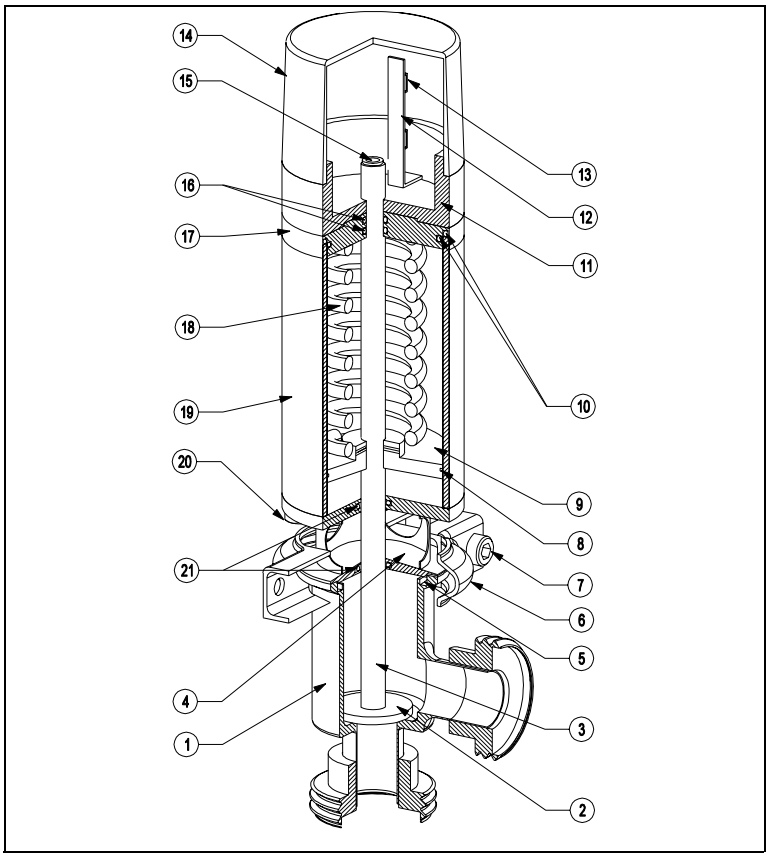


| COMPONENTS | MATERIALS |
|---|---|
| 1. Body | 1. AISI 316 L St. Steel |
| 2. Soft seal plug | 2. AISI 316 L St. Steel + Viton FPM 70 |
| 3. Stem | 3. AISI 316 L St. Steel |
| 4. Upper body | 4. AISI 316 L St. Steel |
| 5. Body gasket | 5. Viton FPM 70 |
| 6. Clamp | 6. AISI 304 St. Steel |
| 7. Clamp bolts | 7. AISI 304 St. Steel |
| 8. Cylinder O-Rings | 8. NBR |
| 9. Piston | 9. Anticorodal |
| 10. External O-Rings | 10. Viton FPM 70 |
| 11. Cover basis | 11. AISI 316 L St. Steel |
| 12. Limit switches bracket | 12. Anticorodal |
| 13. Limit switches | 13. / |
| 14. Cylinder upper cover | 14. PVC |
| 15. Feeler | 15. PVC |
| 16. Internal O-Rings upper stem | 16. Viton FPM 70 |
| 17. Upper flange | 17. AISI 304 St. Steel |
| 18. Spring | 18. C98 UNI 3823 |
| 19. Cylinder | 19. AISI 304 St. Steel |
| 20. Cylinder locknuts | 20. AISI 304 St. Steel |
| 21. O-rings aseptic room | 21. Viton FPM 70 |

**AR – REVERSE ACTION**

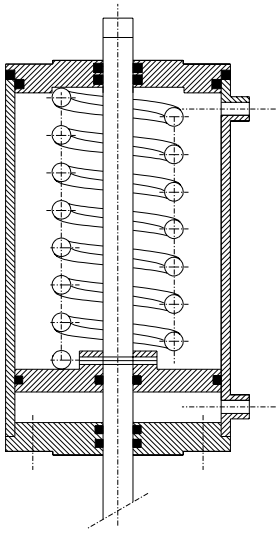

Air connection 1/8” NPT

**AD – DIRECT ACTION**

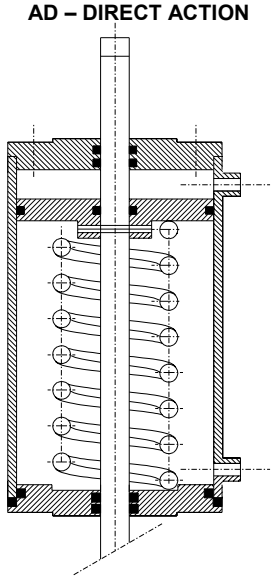

Air connection 1/8” NPT

**DE – DOUBLE EFFECT**

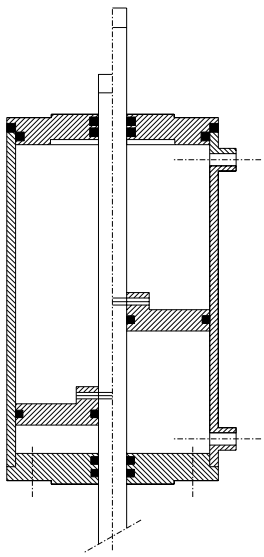

Air connection 1/8” NPT

## DIMENSIONS (See leaflet DIMHY/I/E)

Specifications given are only indicative and not binding for the manifacturer who reserve the right to carry-out any modifications deemed necessary without prior notice.

## SEGGIO SINGOLO 2 VIE – DI REGOLAZIONE / 2 Ways Pneumatic Control Valve TIPO / Type 1200 AD - AR

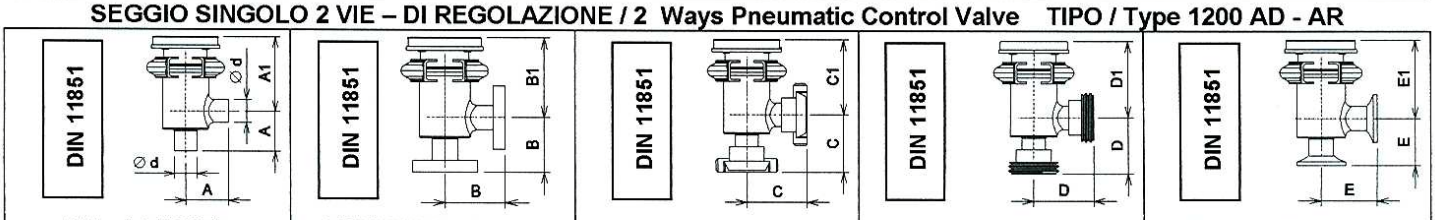


DIN - A SALDARE
DIN - SMOOTH WELDING

VERSIONE FLANGIATA
FLANGED VERSION

VERSIONE DIN - MASCHIO
DIN – MALE VERSION

VERSIONE DIN - FEMMINA
DIN – FE MALE VERSION

TRONCHETTO CLAMP
SNAP – CLAMP VERSION

| DN | Ø | A | A1 | Ø d | B | B1 | C | C1 | D | D1 | E | E1 | V1 |
|---|---|---|---|---|---|---|---|---|---|---|---|---|---|
| 15 | ½" | 38 | 66 | 18 | 65 | 66 | 43 | 66 | 47 | 66 | 50.7 | 66 | 11 |
| 20 | ¾" | 38 | 66 | 22 | 70 | 66 | 44 | 66 | 50 | 66 | 50.7 | 66 | 11 |
| 25 | 1" | 52 | 68 | 28 | 75 | 68 | 59 | 68 | 66 | 68 | 64.7 | 68 | 11 |
| 32 | 1 ¼" | 56 | 71 | 34 | 90 | 71 | 63 | 71 | 70 | 71 | 68.7 | 71 | 19 |
| 40 | 1 ½" | 64 | 75.5 | 40 | 95 | 75.5 | 70 | 75.5 | 77 | 75.5 | 76.7 | 75.5 | 19 |
| 50 | 2" | 72 | 76 | 52 | 105 | 66 | 78 | 66 | 85 | 66 | 84.7 | 66 | 19 |
| 65 | 2 ½" | 86 | 78 | 70 | 115 | 78 | 93 | 78 | 101 | 78 | 98.7 | 78 | 28 |
| 80 | 3" | 109 | 89.5 | 85 | 125 | 89.5 | 116 | 89.5 | 125 | 89.5 | 121.7 | 89.5 | 28 |
| 100 | 4" | 119 | 98 | 101.6 | 135 | 98 | 126 | 98 | 137 | 98 | 131.7 | 98 | 28 |

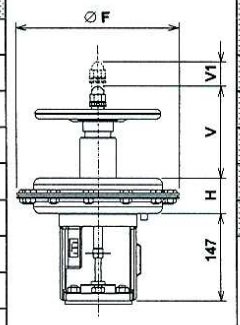


| Servom. | H | V | Ø F |
|---|---|---|---|
| T200 | 70 | 166 | 210 |
| T250 | 70 | 166 | 292 |
| T310 | 95 | 166 | 336 |
| T400 | 119 | 166 | 408 |
| T500 | 119 | 166 | 520 |

## TRE VIE MISCELATRICE–DI REGOLAZIONE / 3 Ways Pneumatic Control Valve Mixing Service TIPO / Type 1400 AD-AR

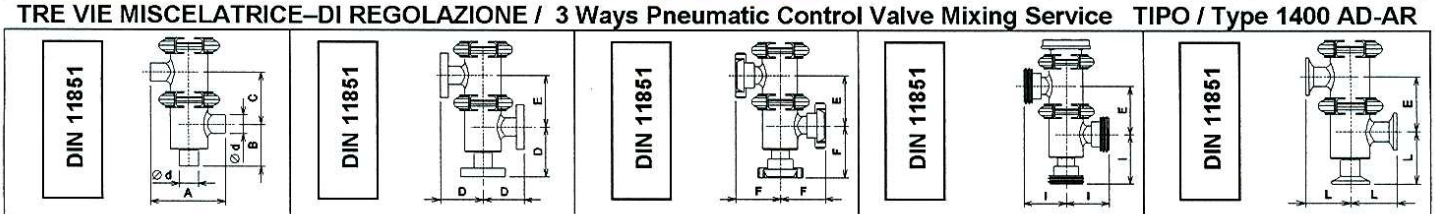


DIN - A SALDARE
DIN - SMOOTH WELDING

VERSIONE FLANGIATA
FLANGED VERSION

VERSIONE DIN - MASCHIO
DIN – MALE VERSION

VERSIONE DIN - FEMMINA
DIN – FE MALE VERSION

TRONCHETTO CLAMP
SNAP – CLAMP VERSION

| DN | Ø | A | B | C | Ø d | D | E | F | I | L | V1 |
|---|---|---|---|---|---|---|---|---|---|---|---|
| 15 | ½" | 76 | 38 | 66 | 18 | 65 | 66 | 43 | 47 | 50.7 | 11 |
| 20 | ¾" | 76 | 38 | 66 | 22 | 70 | 66 | 44 | 50 | 50.7 | 11 |
| 25 | 1" | 104 | 52 | 72 | 28 | 75 | 72 | 59 | 66 | 64.7 | 11 |
| 32 | 1 ¼" | 112 | 56 | 76 | 34 | 90 | 76 | 63 | 70 | 68.7 | 19 |
| 40 | 1 ½" | 128 | 64 | 86 | 40 | 95 | 86 | 70 | 77 | 76.7 | 19 |
| 50 | 2" | 144 | 72 | 96 | 52 | 105 | 96 | 78 | 85 | 84.7 | 19 |
| 65 | 2 ½" | 172 | 86 | 114 | 70 | 115 | 114 | 93 | 101 | 98.7 | 28 |
| 80 | 3" | 218 | 109 | 135 | 85 | 125 | 135 | 116 | 125 | 121.7 | 28 |
| 100 | 4" | 238 | 119 | 152 | 101.6 | 135 | 152 | 126 | 137 | 131.7 | 28 |

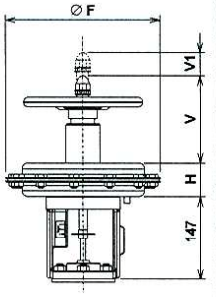


| Servom. | H | V | Ø F |
|---|---|---|---|
| T200 | 70 | 166 | 210 |
| T250 | 70 | 166 | 292 |
| T310 | 95 | 166 | 336 |
| T400 | 119 | 166 | 408 |
| T500 | 119 | 166 | 520 |

## TRE VIE DEVIATRICE – DI REGOLAZIONE / 3 Ways Pneumatic Control Valve Diverting Service TIPO / Type 1500 AD-AR

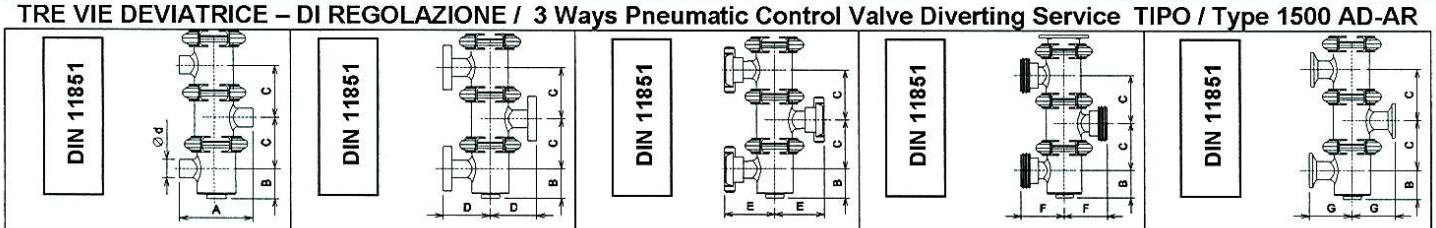


DIN - A SALDARE
DIN - SMOOTH WELDING

VERSIONE FLANGIATA
FLANGED VERSION

VERSIONE DIN - MASCHIO
DIN – MALE VERSION

VERSIONE DIN - FEMMINA
DIN – FE MALE VERSION

TRONCHETTO CLAMP
SNAP – CLAMP VERSION

| DN | Ø | A | B | C | Ø d | D | E | F | G | V1 |
|---|---|---|---|---|---|---|---|---|---|---|
| 15 | ½" | 76 | 14 | 66 | 18 | 65 | 43 | 47 | 50.7 | 11 |
| 20 | ¾" | 76 | 16 | 66 | 22 | 70 | 44 | 50 | 50.7 | 11 |
| 25 | 1" | 104 | 22 | 72 | 28 | 75 | 59 | 66 | 64.7 | 11 |
| 32 | 1 ¼" | 112 | 25 | 78 | 34 | 90 | 63 | 70 | 68.7 | 19 |
| 40 | 1 ½" | 128 | 28 | 86 | 40 | 95 | 70 | 77 | 76.7 | 19 |
| 50 | 2" | 144 | 34 | 96 | 52 | 105 | 78 | 85 | 84.7 | 19 |
| 65 | 2 ½" | 172 | 45 | 114 | 70 | 115 | 93 | 101 | 98.7 | 28 |
| 80 | 3" | 218 | 54 | 135 | 85 | 125 | 116 | 125 | 121.7 | 28 |
| 100 | 4" | 238 | 61 | 152 | 101.6 | 135 | 126 | 137 | 131.7 | 28 |

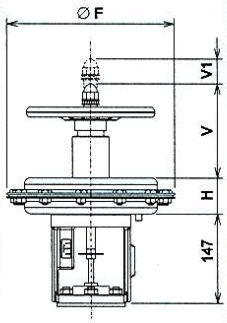


| Servom. | H | V | Ø F |
|---|---|---|---|
| T200 | 70 | 166 | 210 |
| T250 | 70 | 166 | 292 |
| T310 | 95 | 166 | 336 |
| T400 | 119 | 166 | 408 |
| T500 | 119 | 166 | 520 |

**CONFLOW s.p.a.**

COMPANY
WITH QUALITY SYSTEM
CERTIFIED BY DNV
ISO 9001

Via Lecco, 69/71
20041 AGRATE BRIANZA (MI)
Tel. 039/651.705 - 650.397
Fax 039/654.018
www.conflow.it

## SEGGIO SINGOLO 2 VIE ON - OFF / 2 Ways Pneumatic ON - OFF Valve TIPO / Type 1300 AD – AR - DE

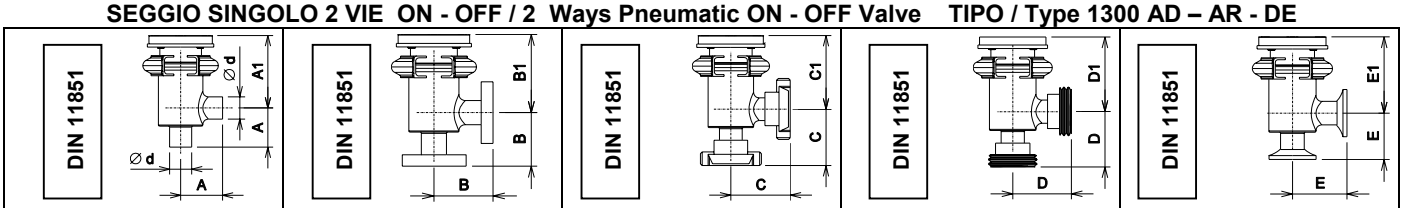


DIN - A SALDARE
DIN - SMOOTH WELDING

VERSIONE FLANGIATA
FLANGED VERSION

VERSIONE DIN - MASCHIO
DIN – MALE VERSION

VERSIONE DIN - FEMMINA
DIN – FE MALE VERSION

TRONCHETTO CLAMP
SNAP – CLAMP VERSION

| DN | Ø | A | A1 | Ø d | B | B1 | C | C1 | D | D1 | E | E1 | Ø F | H | I |
|---|---|---|---|---|---|---|---|---|---|---|---|---|---|---|---|
| 15 | ½” | 38 | 66 | 18 | 65 | 66 | 43 | 66 | 47 | 66 | 50.7 | 66 | 70 | 230 | 25 |
| 20 | ¾” | 38 | 66 | 22 | 70 | 66 | 44 | 66 | 50 | 66 | 50.7 | 66 | 70 | 230 | 25 |
| 25 | 1” | 52 | 68 | 28 | 75 | 68 | 59 | 68 | 66 | 68 | 64.7 | 68 | 70 | 230 | 29 |
| 32 | 1 ¼” | 56 | 71 | 34 | 90 | 71 | 63 | 71 | 70 | 71 | 68.7 | 71 | 88.9 | 272 | 42 |
| 40 | 1 ½” | 64 | 75.5 | 40 | 95 | 75.5 | 70 | 75.5 | 77 | 75.5 | 76.7 | 75.5 | 88.9 | 272 | 42 |
| 50 | 2” | 72 | 76 | 52 | 105 | 66 | 78 | 66 | 85 | 66 | 84.7 | 66 | 88.9 | 272 | 42 |
| 65 | 2 ½” | 86 | 78 | 70 | 115 | 78 | 93 | 78 | 101 | 78 | 98.7 | 78 | 101.6 | 291 | 42 |
| 80 | 3” | 109 | 89.5 | 85 | 125 | 89.5 | 116 | 89.5 | 125 | 89.5 | 121.7 | 89.5 | 141.3 | 315 | 55 |
| 100 | 4” | 119 | 98 | 101.6 | 135 | 98 | 126 | 98 | 137 | 98 | 131.7 | 98 | 141.3 | 315 | 55 |

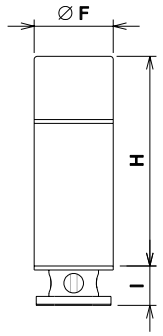


## TRE VIE DEVIATRICE ON - OFF / 3 Ways Diverting Service ON - OFF TIPO / Type 1800 AD - AR - DE

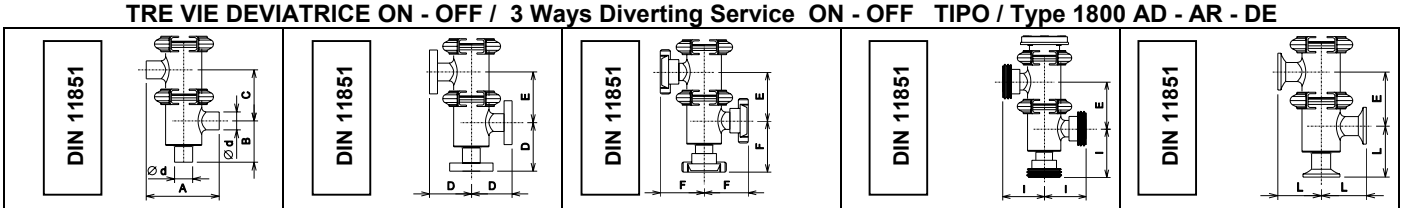


DIN - A SALDARE
DIN - SMOOTH WELDING

VERSIONE FLANGIATA
FLANGED VERSION

VERSIONE DIN - MASCHIO
DIN – MALE VERSION

VERSIONE DIN - FEMMINA
DIN – FE MALE VERSION

TRONCHETTO CLAMP
SNAP – CLAMP VERSION
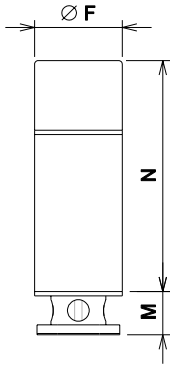
| DN | Ø | A | B | C | Ø d | D | E | F | I | L | Ø F | M | N |
|---|---|---|---|---|---|---|---|---|---|---|---|---|---|
| 15 | ½” | 76 | 38 | 66 | 18 | 65 | 66 | 43 | 47 | 50.7 | 70 | 230 | 25 |
| 20 | ¾” | 76 | 38 | 66 | 22 | 70 | 66 | 44 | 50 | 50.7 | 70 | 230 | 25 |
| 25 | 1” | 104 | 52 | 72 | 28 | 75 | 72 | 59 | 66 | 64.7 | 70 | 230 | 29 |
| 32 | 1 ¼” | 112 | 56 | 76 | 34 | 90 | 76 | 63 | 70 | 68.7 | 88.9 | 272 | 42 |
| 40 | 1 ½” | 128 | 64 | 86 | 40 | 95 | 86 | 70 | 77 | 76.7 | 88.9 | 272 | 42 |
| 50 | 2” | 144 | 72 | 96 | 52 | 105 | 96 | 78 | 85 | 84.7 | 88.9 | 272 | 42 |
| 65 | 2 ½” | 172 | 86 | 114 | 70 | 115 | 114 | 93 | 101 | 98.7 | 101.6 | 291 | 42 |
| 80 | 3” | 218 | 109 | 135 | 85 | 125 | 135 | 116 | 125 | 121.7 | 141.3 | 315 | 55 |
| 100 | 4” | 238 | 119 | 152 | 101.6 | 135 | 152 | 126 | 137 | 131.7 | 141.3 | 315 | 55 |